



JEEVIKA

(An Initiative of Govt. of Bihar for Poverty Alleviation)

29th Quarterly Progress Report

Oct-Dec' 2014



**Bihar
Rural Livelihoods
Promotion Society**

Contents

| | Page No. |
|---|-----------------|
| <i>Executive Summary</i> | 01-02 |
| <i>Institution Building and Capacity Building</i> | 03-05 |
| <i>Micro Finance</i> | 06-08 |
| <i>Social Development</i> | 09-10 |
| <i>Health and Nutrition</i> | 11-14 |
| <i>Livelihoods</i> | 15-17 |
| <i>Jobs</i> | 20-22 |
| <i>State Resource Cell</i> | 23-25 |
| <i>Procurement</i> | 26-26 |
| <i>Finance</i> | 27-27 |
| <i>Monitoring & Evaluation</i> | 28-28 |
| <i>Communication</i> | 29-30 |
| <i>Human Resource Development</i> | 31-31 |
| <i>Annexure 1: Manpower Status on Dec 2014</i> | 32-32 |
| <i>Annexure 2: Progress at a Glance Dec 2014</i> | 33-33 |

Tables & Figures

| | |
|---|----|
| Table 1: SHG Bank linkage status | 06 |
| Table 2: Cumulative Progress of Bank Linkage | 07 |
| Table 3 : District wise progress on insurance under AABY | 08 |
| Table 4 : Cumulative status on CHNCCs | 11 |
| Table 5 : Training of JEEViKA Saheli on CHNCC- books of record | 12 |
| Table 6: Cumulative DPGs Formed | 13 |
| Table 7 : Status on SHGs of People with Disability | 13 |
| Table 8 : Outreach of MKSP | 15 |
| Table 9: Cumulative Achievement of Landholding | 15 |
| Table 10 : Progress on poultry intervention | 16 |
| Table 11: Achievement of Producer groups | 16 |
| Table 12: Activity details of Nonfarm | 17 |
| Table 13: Status on district wise placement of rural youth | 18 |
| Table 14: Training in RSETIs Bank | 22 |
| Table 15: SHG drive for UPSRLM (Uttar Pradesh) | 23 |
| Table 16: VO drive for Rajasthan | 24 |
| Table 17: Block-wise progress on various activities in resource blocks of Jharkhand | 24 |
| Table 18: Participated in JSLPS training | 25 |
| Table 19 : Financial Achievement of BRLPS | 27 |
| Table 20: Status of manpower | 32 |
| Table 21: Progress of Glance | 33 |
| | |
| Figure 1 : District-wise status on no. of SHGs formed | 03 |
| Figure 2 : District-wise status on no. of VOs formed | 03 |
| Figure 3 : Cluster-wise status on no. of CLFs formed | 04 |
| Figure 4 : VO participating in HRF | 09 |
| Figure 5 : VO participating in FSF | 09 |
| Figure 6: Data of the Interested entrepreneurs in Gaya | 20 |
| Figure 7: Data of the interested entrepreneurs in Muzaffarpur | 20 |

Abbreviation

| | |
|----------------------|---|
| <i>AABY</i> | <i>Aam Aadmi Bima Yojana</i> |
| <i>AAP</i> | <i>Annual Action Plan</i> |
| <i>ASDP/Aajivika</i> | <i>Aajeevika Skill Development Programmes</i> |
| <i>BDO</i> | <i>Block Development Officer</i> |
| <i>BLF</i> | <i>Block Level Federation</i> |
| <i>BPIU</i> | <i>Block Project Implementation Unit</i> |
| <i>BPM</i> | <i>Block Project Manager</i> |
| <i>BRLPS</i> | <i>Bihar Rural Livelihoods Promotion Society</i> |
| <i>CAA &A</i> | <i>Controller of Aid, Account and Audit</i> |
| <i>CBO</i> | <i>Community Based Organization</i> |
| <i>CPDO</i> | <i>Central Poultry Development Organization</i> |
| <i>CHNCC</i> | <i>Community Health and Nutrition Care Centre</i> |
| <i>CID</i> | <i>Community Institution Development</i> |
| <i>CIF</i> | <i>Community Investment Fund</i> |
| <i>CLF</i> | <i>Cluster Level Federation</i> |
| <i>CRP</i> | <i>Community Resource Person</i> |
| <i>DCS</i> | <i>Dairy Cooperative Societies</i> |
| <i>DPCU</i> | <i>District Project Coordination Unit</i> |
| <i>DPG</i> | <i>Disabled People Group</i> |
| <i>DPM</i> | <i>District Project Manager</i> |
| <i>EOI</i> | <i>Expression of Interest</i> |
| <i>EPF</i> | <i>Employee Provident Fund</i> |
| <i>FSF</i> | <i>Food Security Fund</i> |
| <i>FY</i> | <i>Financial Year</i> |
| <i>GAIN</i> | <i>Global Alliance for Improved Nutrition</i> |
| <i>Gol</i> | <i>Government of India</i> |
| <i>HH</i> | <i>Household</i> |
| <i>HRF</i> | <i>Health Risk Fund</i> |
| <i>IT</i> | <i>Information Technology</i> |
| <i>IUFR</i> | <i>Internal Unaudited Financial Report</i> |
| <i>JSRLM</i> | <i>Jharkhand State Rural Livelihoods Mission</i> |
| <i>LIC</i> | <i>Life Insurance Corporation of India</i> |
| <i>MF</i> | <i>Micro Finance</i> |
| <i>MFI</i> | <i>Micro Finance Institution</i> |

| | |
|----------------|---|
| <i>MGNREGA</i> | <i>Mahatma Gandhi National Rural Employment Guarantee Act</i> |
| <i>MIS</i> | <i>Management Information System</i> |
| <i>MKSP</i> | <i>Mahila Krishi Sasaktikaran Pariyojna</i> |
| <i>MoRD</i> | <i>Ministry of Rural Development</i> |
| <i>MP</i> | <i>Micro Plan</i> |
| <i>NELPS</i> | <i>North East Livelihoods Promotion Society</i> |
| <i>NGO</i> | <i>Non-Government Organizations</i> |
| <i>NMMU</i> | <i>National Mission Management Unit</i> |
| <i>NRLM</i> | <i>National Rural Livelihood Mission</i> |
| <i>PCI</i> | <i>Project Concern International</i> |
| <i>PDS</i> | <i>Public Distribution System</i> |
| <i>PG</i> | <i>Producer Group</i> |
| <i>PIAs</i> | <i>Project Implementation Agencies</i> |
| <i>PVP</i> | <i>Pudhu Vaazdu Project</i> |
| <i>PwD</i> | <i>People with Disability</i> |
| <i>RGAVP</i> | <i>Rajasthan Grameen Aajeevika Vikas Parishad</i> |
| <i>SCI</i> | <i>System of Crop Intensification</i> |
| <i>SERP</i> | <i>Society for Empowerment of Rural Poor</i> |
| <i>SHG</i> | <i>Self Help Group</i> |
| <i>SPMU</i> | <i>State Project Management Unit</i> |
| <i>SRC</i> | <i>State Resource Cell</i> |
| <i>SRI</i> | <i>System of Rice Intensification</i> |
| <i>SRLM</i> | <i>State Rural Livelihoods Mission</i> |
| <i>STAF</i> | <i>Special Technical Assistance Fund</i> |
| <i>SWI</i> | <i>System of Wheat Intensification</i> |
| <i>TDS</i> | <i>Tax Deduction Status</i> |
| <i>TLC</i> | <i>Training and Learning Centre</i> |
| <i>TOR</i> | <i>Terms of Reference</i> |
| <i>ToT</i> | <i>Training of the Trainers</i> |
| <i>UPSRLM</i> | <i>Uttar Pradesh State Rural Livelihoods Mission</i> |
| <i>VAT</i> | <i>Value Added Tax</i> |
| <i>VO</i> | <i>Village Organization</i> |
| <i>VRP</i> | <i>Village Resource Person</i> |
| <i>WDC</i> | <i>Women Development Corporation</i> |
| <i>YP</i> | <i>Young Professional</i> |
| <i>ZBNF</i> | <i>Zero Budget Natural Farming</i> |

Executive Summary

During the 3rd quarter of the year 2014-15, the main thrust has been on capacity building of newly joined staff on financial linkages of CBOs. Besides, JEEViKA team also worked vigorously on formation of cluster facilitation team for implementation of Mahatma Gandhi NREGA and formation of producer groups across various livelihoods themes. Mulberry plantation under Mukhya Mantri Kosi mulberry Vikas Yojana was another activity focussed during the period.

On Institution and Capacity Building area during this quarter, 29819 new SHGs, 2202 VOs and 9 CLFs were formed across the project districts. Trainings, orientation program and exposure visits were organized by the team for the newly joined staff. Focus of the team was to strengthen the Cluster Level Federation following which exposure of JEEViKA staff and cadre to APMAS, Andhra Pradesh was organized. Team of 12 CRPs from Telangan also came to JEEViKA for 40 days to orient JEEViKA staff and cadre on CLF concept and management. Staff and community resource groups also participated in Training of Trainers (ToT) on Participatory Training Methodology. Besides this capacity building of staff and cadre on other topics was also organized.

Micro-Finance team focused on capacity building of the newly joined staff and cadre on different topic of Financial Inclusion. Around 4299 cadres and 1339 staff received training on different topics of Financial Inclusion. 557 Bank Mitras were imparted training to facilitate work at bank level. 39746 SHG members got insured under Aam Adami Bima Yojana during this quarter and scholarship worth 47.54 lakh

was distributed to 7531 students under Shiksha Sahyog Yojana (SSY).

Social Development team worked on formation of Cluster Facilitation Team under Mahatma Gandhi NREGA in 25 blocks across 10 districts. Under this program, Integrated Participatory Planning Exercise (IPPE) was carried out in 25 blocks and 187820 plans across 18 blocks got approved. Under Mukhyamantri Kosi Mulberry Vikas Yojana plantation of mulberry was done on 17 acres of land by 34 small and marginal farmers bringing total land under mulberry plantation to 114 acres by Dec 2014. On the issue of solar light distribution, team during this quarter focussed on the service delivery part following which two days camp were organized in all the 12 blocks where solar lights were distributed in the last quarter to rectify defects in the product. The team also conducted social audit of the interventions in order to find the status on usage of product, verify if products were given to the right beneficiary. HRF was given to 457 new VOs and FSF was given to 299 new VOs in this quarter.

In Community Health and Nutrition Care Centres intervention under Health and Nutrition, team focused on transfer of fund to newly formed centres. A total of 1394 new pregnant and 2643 new lactating mothers enrolled at 92 CHNCCs. Training on Infant and Young Child feeding was given to 121 JEEViKA Sahelis. Training on CHNCC books of record was also given to 61 JEEViKA Sahelis. To accelerate the implementation of Gram Varta intervention, 35 Gram Varta Executives and 35 MIS Executives were selected and trained on WASH/CLTS under Gram Varta. 297 supervisor and 2971 JEEViKA

Sahelis were selected from 29 blocks. Laptops and printers were given in the concerned blocks to capture on time data.

160 SHGs of people with disability were formed in this quarter. Fortified food production unit was established in Gaya with a production capacity of 900 KGs per day. Production trail-run , quality testing , pest certification and branding of the product was also completed in this quarter.

Under Mahila Kisan Sashaktikaran Pariyojana, 53 new Producer Groups of 2910 women farmers were formed. 6118 acres of land was brought under sustainable agriculture. In poultry intervention, 20 new poultry mother units were established and 6291 new SHG members got linked with poultry intervention. 39 new Producers Groups in non-farm sector were formed linking 2169 new HHs.

Under Deen Dayal Upadhyaya Grameen Kaushalya Yojana, 4 new agencies were

hired with the objective of providing skill training and placement to 1,05,215 candidates. A two days' workshop was organized on standard operating procedure in which representatives from all 41 PIAs participated. One day training cum workshop program was also organized for MIS heads from 41 PIAs. 6413 rural youths got placed to various organizations through PIAs in this quarter. Under RSETI, 5423 youths were trained through 198 trainings being organized in this quarter.

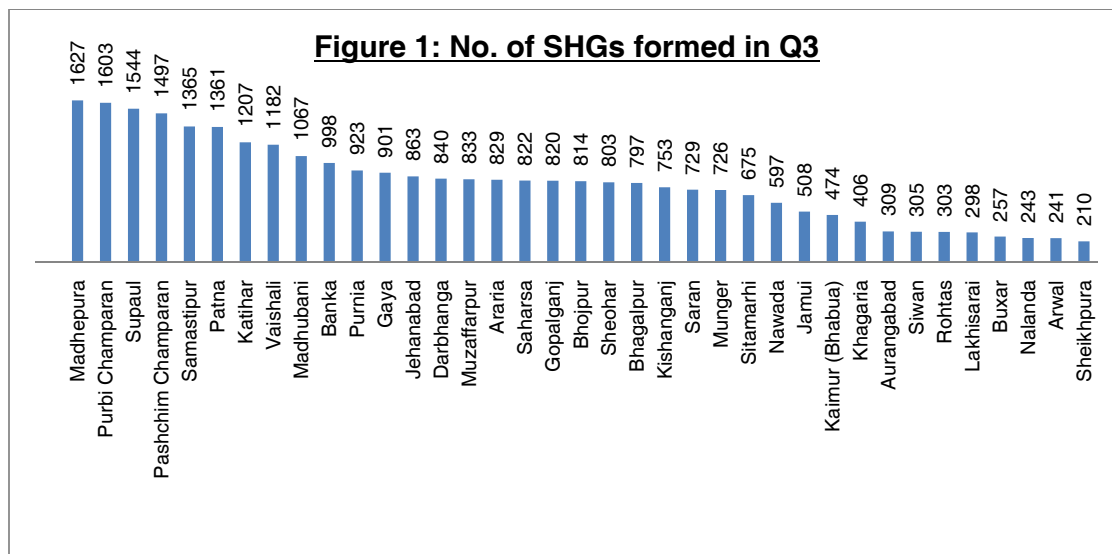
105 CRPs were sent to UPSRLM, 45 to Uttar Pardesh, RGAVP, Rajasthan and 35 to Jharkhand ,SRLM for SHG-CRP and VO-CRP drive as per the MoUs with respective SRLMs. Exposure visits by the SRLMs to JEEViKA interventions were also organized.

A total of 88 new staff joined JEEViKA for different positions bringing the total staff count to 7023 by Dec 2014.

Institution Building and Capacity Building

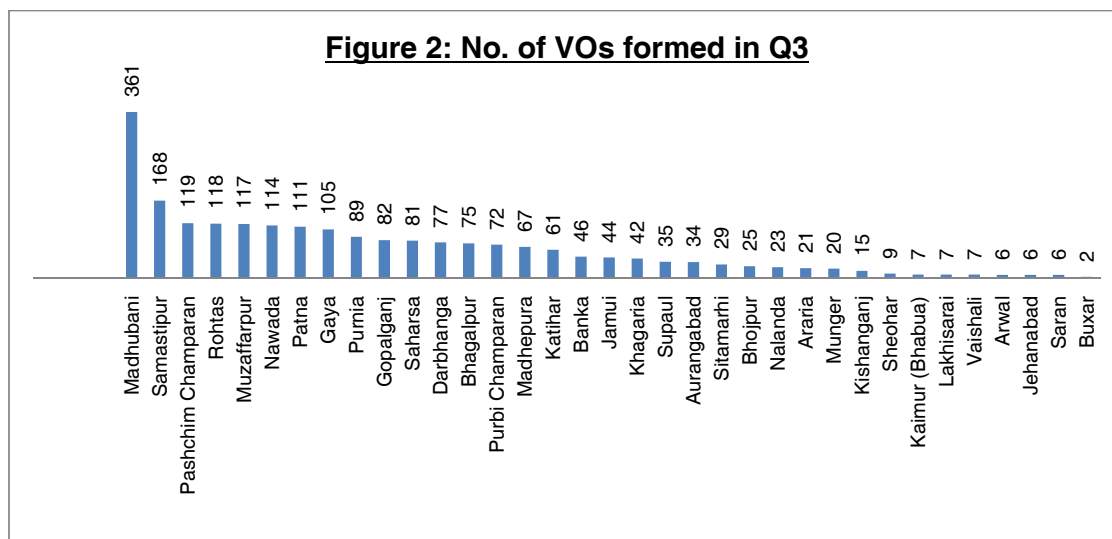
SHG FORMATION

During this quarter, a total of 29819 SHGs were formed. District-wise progress on SHG formed in Q3 is mentioned in figure 1. By the end of this quarter, cumulatively a total of 265957 SHGs have been formed.



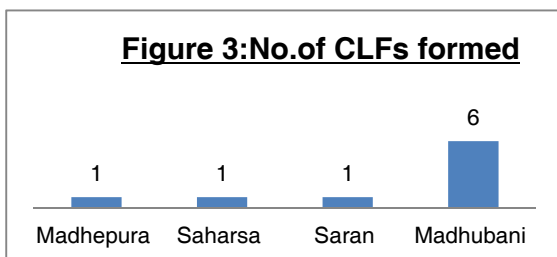
VILLAGE ORGANIZATION

In this quarter, 2202 new Village Organizations were formed across the project districts. Districts-wise progress on number of Village Organizations formed in Q3 is as mentioned in figure 2. By the end of this quarter a total of 11940 VOs have been formed.



CLUSTER LEVEL FEDERATION

Nine new CLFs were formed in this quarter bringing the total number of CLFs formed till Dec'14 to 177. Progress on number of CLFs formed in Q3 is mentioned in figure 3.



Orientation of IB & CB team on functioning of IB & CB activities and PIP process

The IB & CB team has expanded to newer districts with new training officers and training managers. A two days residential training program was organized for all training officers in Patna. Broader objective of these training was to orient all participants on following topics:

- Roles and responsibilities of IB & CB team, standard business process, tasks and strategies.
- Concept and process of Participatory Identification of Poor (PIP) exercise.

The participants were oriented on usage of various tools like IB Pace, CB Plan, different reporting formats and key tasks to be performed by the training cell and priorities for the year. The participants received training on the concept and processes of PIP, its relevance, benefits in the context of NRLM, process of PIP, roles and responsibilities of major stake holders for PIP exercise, do's and don'ts for PIP, documentation etc.

Visit of external CRPs from SERP, Telangana in BRLP districts

In the light of MoU signed between BRLPS and SERP, Telangana, 12 CRPs from SERP came to JEEViKA to orient staff and community cadres on cluster level federation. In a team of 3, they stayed in Gaya, Madhubani, Muzaffarpur and Khagaria districts for 40 days. During their stay in BRLPS project areas, they provided training and orientation to staff and community cadres coming from 16 CLFs, 48 VOs, 96 SHGs. They also made the SHG and VO members understand the functioning and importance of linkages of SHGs and VOs to CLF.

They provided training to cluster level federation members on concept of CLF, structure, services being provided by CLF, roles and responsibilities of executive committee members, office bearers, agenda setting, review mechanism etc. They also provided training to community mobilizers, book keepers and master book keepers.

Learning cum exposure visit of CLF members in SERP, Telangana

A team of 32 members including 26 CLF leaders and 6 project staff went for an exposure visit (10days) to Andhra Pradesh Mahila Abhivruthi Society (APMAS), Telangana. The objective of this visit was to understand the functioning of primary and secondary level federations. The exposure cum learning visit included field exposure to CBOs/ federations, class room teaching and experience sharing. Participants got an exposure to the processes involved in the formation of federation, the importance of board members and office bearers in federation, process to elect them, process of the formation of governing body, executive

committee and office bearers, roles and responsibilities of sub-committees, institutional development of services in federation, service of federations- financial and non-financial, introduction to book keeping and auditing of federations, developing of social capital etc. However, the classroom learning exercise focussed more on experience sharing on need and potential of federations, limitations of SHGs, guiding principle of federations, different structure of federations etc.

Training of Trainers (ToT) on Participatory Training Methodology at Sahbhagi Shikshan Sansthan (SSK)

A team of 22 members, comprising of training managers, block project managers and training officers from JEEViKA participated in an 8 days training on participatory training methodology (PTM) at Sahbhagi Shikshan Sansthan, Lucknow. The objective of this training was to develop a resource pool of trainers who would in turn provide training to community cadres, and also become part of training and learning centres. The training focused on development of understanding of the trainee on theories and practice of participatory training methodology, awareness on learning group process, facilitators' role and self development as a facilitator, developing competencies and skills on session designing, facilitation and using experimental learning methods.

Training of Trainers (ToT) of Community Resource Groups

A five days residential training was organised on participatory training

methodology, for 27 community cadres/ professionals from Khagaria, Muzaffarpur and Nalanda at Sahbhagi Sikshan Kendra. These community professionals constitute resource group from the community involved in imparting trainings to other community members.

The objective of this training was to develop understanding and awareness of the participants on theories and practice of PTM, to develop understating and awareness on learning group processes, facilitator's role and self development as facilitators, developing competencies and skills on session designing, facilitation and using experimental learning methods. The resource groups will be utilised for imparting trainings to community cadres at TLC.

Capacity Building of the Project Staff

In this quarter, 133 training cell members including area coordinators, training officers and training managers were provided 2 days orientation on CLF concept and management. The 2 days orientation program focussed on visioning of CLF, CLF principle of federation, cooperative principle, structure of federation, governance in the CLF, CLF sustainability, self-regulation in federation etc. Different methodology i.e. group exercise, focus group discussion, brain storming, games, case studies, film on SHG federation and self-regulation, lecture etc. were used to impart training. At the end of training programme, a 3 months' action plan was developed.

Micro Finance

The Financial Inclusion domain in the 3rd quarter of 2014-15 emphasized on doing initial work of capacity building for the newly recruited staff at block and district levels. The special emphasis was on bank linkage (both for savings account opening and credit linkage). The risk mitigation aspect of insurance was given further strengthening by educating women members about the Insurance and soliciting their consent to get enrolled under Aam Aadmi Bima Yojana. Efforts were also made on ICF disbursement and enrolment under Insurance. Focus has also been on providing benefits of claim settlement and Scholarship benefits to eligible members. Efforts were made to sensitize different stakeholder's especially mainstream financial institutions by organising district level banker's workshops and holding of financial inclusion workshops across the districts. Some of the works done by FI theme are mentioned below.

Achievement of Bank Linkages with Mainstream Banks:

The Bank Linkages of the Self Help Groups moved ahead with strengthening of the system further in terms of savings account opening and credit linkages. Continuous endeavours were made to follow with different banks to ensure supply of savings and credit linkage forms for facilitating financial transactions with banks. Efforts were made to sensitize different bankers about the scaling of NRLM in the state and the potential it holds for capitalization to the groups. During April - December 14, total of 73624 numbers of SHGs could get their account opened and 35111 accounts were credit linked (1st & 2nd) with bank loans amounting Rs 192.71 Crore.

Table: 1 Progress of SHGs Bank Linkage Status from April-December 2014

| Sl. | Name of the bank | SHGs saving A/c opening | SHGs 1st credit linkage | SHGs 2nd credit linkage | Cumulative credit amount in Lakhs (1 st & 2 nd credit linkage) |
|--------------------|--------------------------|-------------------------|-------------------------|-------------------------|--|
| 1 | Uttar Bihar Gramin Bank | 19670 | 11461 | 1057 | 6787.5 |
| 2 | State Bank of India | 8546 | 4252 | 286 | 2412 |
| 3 | Punjab National Bank | 9210 | 3578 | 707 | 2496 |
| 4 | Madhya Bihar Gramin Bank | 7213 | 5003 | 620 | 3121.5 |
| 5 | Bank of India | 3419 | 1057 | 223 | 751.5 |
| 6 | Bihar Gramin Bank | 10421 | 2458 | 7 | 1236 |
| 7 | Central Bank of India | 4379 | 1440 | 148 | 868 |
| 8 | Bank of Baroda | 1749 | 367 | 251 | 434.5 |
| 10 | United Bank of India | 1209 | 207 | 5 | 108.5 |
| 11 | UCO Bank | 2906 | 102 | 52 | 103 |
| 12 | Union Bank of India | 1102 | 450 | 13 | 238 |
| 13 | Canara Bank | 1618 | 799 | 63 | 462.5 |
| 14 | Allahabad Bank | 1868 | 494 | 0 | 247 |
| 15 | Syndicate Bank | 119 | 11 | 0 | 5.5 |
| 16 | Indian Bank | 42 | 0 | 0 | 0 |
| 17 | Corporation Bank | 98 | 0 | 0 | 0 |
| 18 | Indian Overseas Bank | 28 | 0 | 0 | 0 |
| 19 | Dena Bank | 27 | 0 | 0 | 0 |
| Grand Total | | 73624 | 31679 | 3432 | 19271.5 |

Table 2: Cumulative Progress of SHGs Bank Linkage

| SNAPSHOT- JEEVIKA SHGs bank linkage status report as on December 2014 | | | | | |
|--|--------------------------|---------------------------------------|--|--|---|
| Sl. | Bank Name | No. of SHGs savings A/C opened | No. of SHGs 1st bank credit linkage done | No. of SHGs 2nd bank credit linkage done | Cumulative credit amount in Rs. Lakhs (1st & 2nd credit linkage) |
| 1 | Uttar Bihar Gramin Bank | 44004 | 27876 | 1307 | 15240.5 |
| 2 | State Bank of India | 25389 | 16033 | 437 | 8453.5 |
| 3 | Punjab National Bank | 23786 | 14040 | 1281 | 8330 |
| 4 | Madhya Bihar Gramin Bank | 16590 | 12214 | 1395 | 7569.76 |
| 5 | Bihar Gramin Bank | 16267 | 6405 | 2661 | 5863.5 |
| 6 | Central Bank of India | 11186 | 5856 | 265 | 3147.3 |
| 7 | Bank of India | 10376 | 5590 | 590 | 3380 |
| 8 | Bank of Baroda | 4425 | 2205 | 329 | 1431.5 |
| 9 | Canara Bank | 3256 | 1781 | 63 | 953.5 |
| 10 | United Bank of India | 3304 | 1209 | 5 | 609.5 |
| 11 | Uco Bank | 4433 | 1138 | 52 | 621 |
| 12 | Allahabad Bank | 3144 | 1028 | 0 | 514 |
| 13 | Union Bank of India | 2269 | 1100 | 13 | 551.4 |
| 14 | Syndicate Bank | 215 | 16 | 0 | 8 |
| 15 | Indian Bank | 72 | 0 | 0 | 0 |
| 16 | Dena Bank | 32 | 0 | 0 | 0 |
| 17 | Corporation Bank | 98 | 0 | 0 | 0 |
| 18 | Indian Overseas Bank | 28 | 0 | 0 | 0 |
| Grand Total | | 168874 | 96491 | 8398 | 56673.46 |

Micro Insurance Progress

The cumulative insurance enrolment figure stood at 452741 SHG members spread across 21 districts till Dec'15. In the 3rd quarter of FY 2014-15, 39746 SHG members were insured.

As a continuous process of insurance, considerable effort was also made on streamlining the service delivery of the product. Liaisoning with the LIC and regular follow up resulted in speeding up the death claim settlement process and settlement of scholarship under Shiksha Sahyog Yojana. In this quarter 113 claims worth Rs. 34.35 Lakhs have been settled with the rest in the process of settlement. Care was taken to ensure that not a single

claim report gets rejected. This marks a cumulative of 704 death claim settlements out of 824 claim reports supporting the bereaved families with an amount of Rs 214.35 lakh.

Under the Aam Aadmi Bima Yojana scheme, which is an additional benefit of scholarship under Shiksha Sahayog Yojana (SSY) that is provided to the poor households. The scholarship payment of the students is being delivered till the last mile. With a higher enrolment, the scholarship beneficiaries have also been scaling up and this necessitated a standard process to capture correct data from the field. In this quarter (3rd) 7531 students received scholarship amount worth Rs. 47.538 Lakh.

Table : 3 progress on insurance under AABY

| Sl | District | Quarter Oct – Dec'14 | | | | | |
|--------------|----------------|----------------------|----------------------|---------------|----------------|-------------------------------------|------------------------------------|
| | | Enrolment | Cumulative Enrolment | Claim Reports | Claims Settled | No. of students benefitted from SSY | Amount paid under SSY (In Rs Lakh) |
| 1 | Bhagalpur | 0 | 5247 | 0 | 0 | | |
| 2 | Darbhanga | 0 | 3459 | 1 | 0 | | |
| 3 | East Champaran | 0 | 11679 | 7 | 2 | | |
| 4 | Gaya | 3447 | 84018 | 177 | 161 | 2041 | 12.25 |
| 5 | Gopalganj | 0 | 3841 | 2 | 0 | | |
| 6 | Jamui | 0 | 4403 | 1 | 1 | | |
| 7 | Katihar | 0 | 4038 | 0 | 0 | | |
| 8 | Khagaria | 1677 | 15452 | 35 | 31 | 1148 | 7.85 |
| 9 | Madhepura | 0 | 19723 | 57 | 50 | | |
| 10 | Madhubani | 648 | 55801 | 107 | 87 | 2113 | 12.67 |
| 11 | Muzaffarpur | 3035 | 50704 | 104 | 85 | 17 | 0.11 |
| 12 | Nalanda | 895 | 64825 | 148 | 125 | 465 | 2.82 |
| 13 | Nawada | 0 | 6793 | 0 | 0 | | |
| 14 | Patna | 1311 | 3379 | 1 | 0 | | |
| 15 | Purnia | 28594 | 68654 | 86 | 79 | 1154 | 8.27 |
| 16 | Rohtas | 0 | 4563 | 0 | 0 | | |
| 17 | Saharsa | 0 | 18628 | 43 | 37 | 165 | 0.99 |
| 18 | Samastipur | 0 | 5678 | 1 | 0 | | |
| 19 | Sitamarhi | 0 | 2316 | 2 | 1 | | |
| 20 | Supaul | 0 | 14804 | 50 | 44 | 428 | 2.57 |
| 21 | West Champaran | 139 | 4736 | 2 | 1 | | |
| TOTAL | | 39746 | 452741 | 824 | 704 | 7531 | 47.53 |

Training to newly recruited Managers at SPMU level and Training of BPIU staff at district level

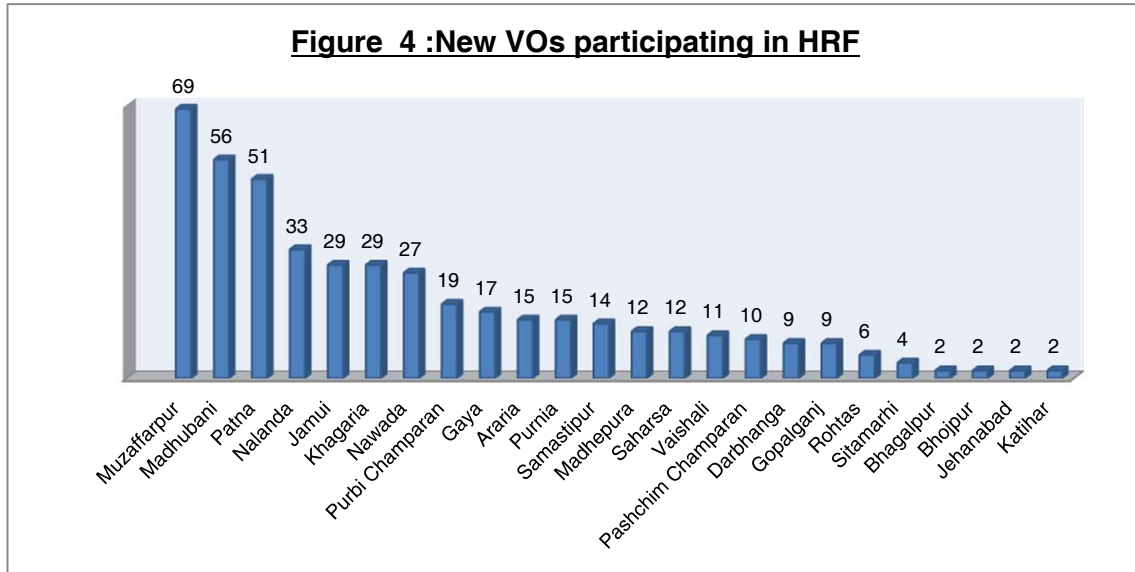
The organization is in expansion phase and has recruited large number of staff at block, district and state level. In order to equip all the staff with knowledge on process for nurturing of community institutions and their capitalization, systematic efforts were made to provide training to the newly recruited staff in phased manner. The financial inclusion team at SPMU took the responsibility to train block project managers and thematic

managers from across the districts at Patna. Financial inclusion team in 3rd quarter trained 4299 cadres on different components of financial inclusion. 1339 staff were trained on books of records, micro panning, micro-insurance, savings and credit linkage document preparation (At District level – 1281 and State – 58). Team is working hard to place the books of record at SHG, VO level and CLF level. A total of 557 bank mitra have been trained to catalyse the work at the level of the banks and facilitate the work of community institutions & members within the bank premises.

Social Development

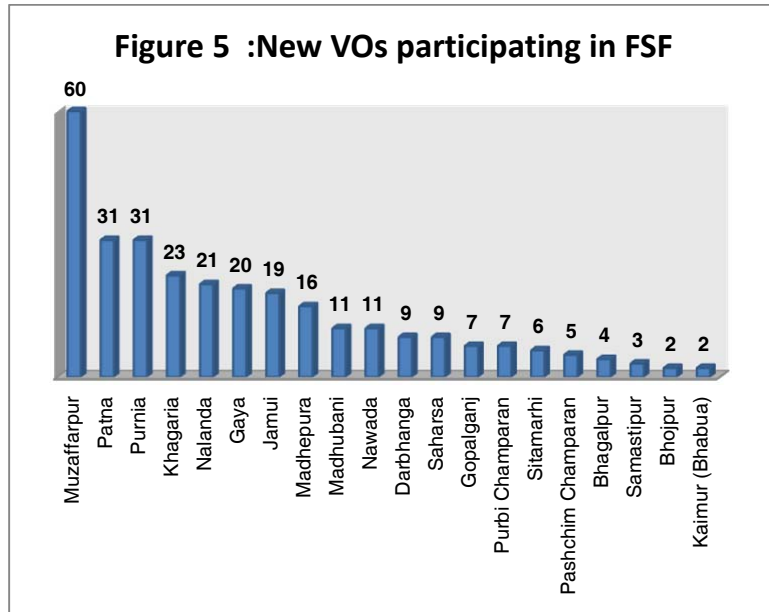
Health Security Intervention

During this quarter, 457 new VOs availed HRF. Muzaffarpur reported highest disbursement of HRF to 69 VOs followed by Madhubani, Patna, Nalanda and Jamui with 56, 51, 33 and 29 respectively. By the end of this quarter, 6718 VOs participated in HRF intervention.



Food Security Intervention

299 new VOs received food security fund (FSF) to procure food grain through community procurement system. Muzaffarpur reported highest number of VOs receiving FSF followed by Patna & Purnia with 31 VOs each, Khagaria with 23 and Nalanda with 21 VOs. By the end of this quarter, a total of 6032 VOs have been participating in procurement of grains through FSF.



Solar Energy

During this quarter, major focus was on the service delivery part to all 12 blocks where the solar home lighting

systems and solar lanterns were distributed with the subsidy support from Bihar Renewable Energy Development

Agency (BREDA). In Madhubani, Khagaria, Purnia and a Gaya, two days' camp was organized to rectify defects in the products with the help of resource from BREDA i.e. Servotech India Pvt. Ltd.

Social Audit of the intervention was conducted in Amour, Rajauli, Alouli blocks of Purnia, Nawada and Khagaria districts respectively with an objective to know the implementation status of Solar Home Lighting System at grass root level, identify the gaps and create transparency among SHG members.

This would help in establishing a system in the community to distribute the product to the right person. Verification was done through team of community members and cadres "CRP-Social Audit" on below mentioned parameters:

- › Beneficiaries' list
- › Distribution criteria
- › Availability of SHLS at grass root as per beneficiaries' list
- › Amount taken by VO for SHLS
- › Usages
- › Reason thereof, if not using

Mahatma Gandhi NREGS: Cluster Facilitation Team project

Cluster Facilitation Team (CFT), pilot project under MGNREGA was introduced by JEEViKA in 25 blocks of 10 districts of Bihar. The CFT operational guideline and the labor group policy were approved for the CFT project implementation. SHG members were organized into labor group and 3800 households were taken in the fold of 45 labor groups. 29 CFTs were formed and details of which were uploaded on the CFT MIS. To assist the

labor groups, 350 village resource persons (VRPs) were trained on NREGS and capacity building exercise was done for staff in 18 blocks. All the blocks participated in the IPPE exercise for the planning and 187820 plans across 18 blocks were approved by gram panchayats. CFT members were also part of district resource teams and block resource teams. Labor Budget worth 11361578 man-days across the 25 blocks was approved through gram panchayats. Baseline study for CFT has been planned and will be taken up by Community Resource Person trained on Process Monitoring. The selection process for the resource person was completed for 6 districts and the resource persons are being posted at cluster level to strengthen the CFT.

Mukhyamantri Kosi Mulberry Vikas Pariyojana

Under Mukhyamantri Kosi Mulberry Vikas Pariyojana, mulberry plantation work was undertaken on 17 acres of land in this quarter bringing the cumulative land under mulberry plantation to 114 acres of land by 34 new small and marginal farmers. By Dec'14, a total of 288 farmers have undertaken plantation of mulberry on 114 acres of land in 5 blocks of Saharsa, Supaul and Madhepura districts. 220 farmers received job cards and bank accounts of all 288 farmers were opened. Two trainings were also organized for capacity building of the farmers associated with the project. Terms of reference was prepared for providing necessary technical assistance. Guideline for implementation of MKMVP was also finalized in this quarter.

Health & Nutrition

Community Managed Health and Nutrition Care Centre (CHNCC)

The CHNCCs have been rendering services like optimum care and support to pregnant women, lactating mothers and children by providing nutritious meal thrice a day as per the recommended balance diet of Indian Council of Medical Research (ICMR). This intervention has also created awareness on health and sanitation issues through counselling, discussion, health education to improve the quality of life of rural poor. Regular checkups and immunizations were also carried out at these centres.

Quarterly progress of CHNCCs

During this quarter, a total of 1394 pregnant and 2643 lactating mothers enrolled at CHNCCs were served. 356 institutional deliveries and 27 home deliveries of new born were reported from these centres. Institutional delivery accounted to 81% of the total deliveries. 93% of the newborn reported body weight more than 2.5 Kgs at the time of birth.

The CHNCCs are currently operating in Gaya, Khagaria and Muzaffarpur districts. During this quarter, intensive efforts were made to transfer funds to 460 newly identified CHNCCs in 44 blocks of 11 project districts. Out of 460 CHNCCs, 360 were linked with banks for transfer of fund. A total of Rs. 3, 80, 00,000 (Rupee Three Crore Eighty Lakh Only) was transferred to 189 new CHNCCs for procurement of items towards establishment of CHNCCs.

- A total of 4 new CHNCCs in Purnea district (2 CHNCC in Dhamdaha and Barhara Kothi blocks each) were operationalized in Dec'2014.

- Training of cooks for CHNCC was successfully completed in all the 11 project districts.

In five districts namely Patna, Madhepura, Supaul, Khagaria, Purnia and Saharsa altogether 183 cooks received training on preparation of nutritious dish and other foods as per the menu of CHNCC.

Details of residential training organized for newly selected cooks in the month of October and November 2014 are as given below :

Table 4 : Cumulative status on CHNCCs

| Particulars | Progress till Sep'14 | Achievement in Q3 | Cumulative till Dec'14 |
|--|----------------------|-------------------|------------------------|
| Cumulative no. of CHNCCs | 92 | 0 | 92 |
| No. of enrolled pregnant women | 4335 | 1394 | 5729 |
| No. of enrolled lactating women (inclusive) | 4848 | 2643 | 7491 |
| Total no. of children born (CHNCC beneficiaries) | 2169 | 401 | 2570 |
| Total no. of children born in Hospitals | 1724 | 356 | 2080 |
| Total no. of children born at home | 451 | 27 | 478 |
| Total no. of children whose birth weight more than 2.5 Kg (Reported) | 1676 | 358 | 2034 |

Two trainings were organized on CHNCC books of records and infant child feeding practices for about 65 JEEViKA Saheli in Muzaffarpur.

Training of JEEViKA Saheli on IYCF

Residential training programmes on Infant and Young Child Counselling on Feeding

(IYCF) were organized in Purnia and Muzaffarpur where 60 and 61 JEEViKA Sahelis respectively participated.

Training of JEEViKA Saheli on CHNCC-books of record

Residential training was organized for newly selected 61 JEEViKA Sahelis on books of record related to CHNCC in Muzaffarpur district.

Table 5: Training of JEEViKA Saheli on CHNCC- books of record

| Sl | Districts | No. of participants | Period of training |
|--------------|-------------|---------------------|---|
| 1 | Madhubani | 56 | 13 th to 18 th Oct'2014 |
| 2 | Muzaffarpur | 31 | 06 th to 08 th Nov'2014 |
| 3 | Muzaffarpur | 30 | 13 th to 15 th Oct'2014 |
| 4 | Gaya | 66 | 18 th to 23 th Nov'2014 |
| Total | | 183 | |

GRAM VARTA

Gram Varta programme is being implemented by JEEViKA in 35 blocks of 5 districts namely Purnia, Gaya, Madhubani, Madhepura and Supaul in collaboration with WDC and BTAST. This programme works in Participatory Learning & Action (PLA) model. The main focus of this programme is to sensitize and create awareness in the community on malnutrition and sanitation. It also facilitates the community for local solutions by way of participatory learning and action. The involvement of members increases demand for related government services and the accountability of government. To impart training to JEEViKA Sahelis and cadres, a pool of state level resource persons has already been created. It comprises external

experts, community members and project staff. They have been given 5 days residential ToT on WASH/CLTS (Water & sanitation /Community lead total sanitation programme) through external agency DFID.



For smooth execution of the Gram Varta interventions following activities were carried out in this quarter:

- › 35 Gram Varta Executives and 35 MIS Executives were selected.
- › Separate residential trainings were organized for Gram Varta Executives and 35 MIS Executives on WASH/CLTS under Gram Varta intervention through PLA and different monitoring formats.
- › 297 supervisors and 2971 JEEViKA Sahelis were selected from 35000 SHGs coming from 29 different blocks



- › 35 laptops and 35 printers were also installed at respective block units to capture on time data
- › 2000 training manuals were distributed amongst participants during ToT

INTERVENTION FOR PEOPLE WITH DISABILITY (PwD)

Moving ahead towards working with people with disability, various types of trainings, orientation programme and formation of SHG groups of disabled people called Disabled Peoples Group was initiated in the intervention blocks. Details of the Disabled People Groups formed in this quarter are as mentioned below :

Table 6 : Cumulative DPGs Formed

| Block(District) | No. of SHGs (DPGs) formed in Q3 | Cumulative DPGs formed till Dec'14 |
|-----------------------|---------------------------------|------------------------------------|
| Rajnagar (Madhubani) | 13 | 64 |
| Benipatti (Madhubani) | 28 | 53 |
| Sakra (Muzaffarpur) | 21 | 68 |
| Dobhi (Gaya) | 34 | 59 |
| Sermera (Nalanda) | 2 | 35 |
| Biharsharif (Nalanda) | 52 | 80 |
| Rajgir (Nalanda) | 10 | 40 |
| Banmankhi (Purnea) | 0 | 35 |
| Total | 160 | 434 |

Table 7: District wise progress in disability intervention in Q3

| SI | Indicator | Rajnagar | Dobhi | Bihar Sharif | Rajgir | Sakra | Benipatti | Sarmera | Banmankhi | total |
|----|------------------------------------|----------|-------|--------------|--------|-------|-----------|---------|-----------|-------------|
| 1 | No of DPGs formed | 64 | 59 | 80 | 40 | 68 | 53 | 35 | 35 | 399 |
| 2 | Bank A/c open of DPGs | 2 | 15 | 15 | 3 | 22 | 2 | 0 | 16 | 59 |
| 3 | Micro-planning of DPGs | 0 | 0 | 0 | 0 | 22 | 2 | 0 | 0 | 24 |
| 4 | Module training for DPG | 6 | 0 | 0 | 0 | 22 | 0 | 0 | 0 | 28 |
| 5 | PWD certification | 0 | 70 | 126 | 0 | 0 | 3 | 0 | 0 | 199 |
| 6 | PWD application submission to RTPS | 0 | 0 | 82 | 0 | 0 | 0 | 0 | 0 | 82 |
| 7 | No of PWD mobilized | 372 | 395 | 559 | 200 | 340 | 265 | 155 | 210 | 2496 |

DPG formation and Account opening

Workshop

The state level consultation workshop was organized with the primary agenda of sensitizing and ensuring convergence with various stakeholder departments on disability matter. It is well understood that during the identification process in the villages, PwDs would emerge from different age groups. As such, JEEViKA will have to source these PwDs for adequate intervention to various departments. Accordingly, the following objectives were carved out;

1. Sensitization of various departments of GoB and thematic managers of JEEViKA
2. Convergence with various stakeholders and visioning of JEEViKA towards disability.

3. Creating an appropriate MIS for database management of PwDs

Leadership training to Disabled People Groups

The leadership training of people with disability took place in Bihar Sharif (Nalanda district) and Sakra (Muzaffarpur) blocks in which more than 80 DPG leaders participated. The

participants were asked to identify livelihoods opportunity that would best suit them keeping in view the resources available in their village and surrounding villages. The participants discussed this issue with utmost seriousness and intensity and came up with 18 different livelihood options justifying the logic behind selection of each option. Some of the livelihoods opportunities identified were goat rearing, homemade products (papad, biscuits, wadi, Shevai, pickle), tailoring, kirana shop, grocery shop, poultry, dairy, cloth centres, Agarbatti making etc.

DECENTRALIZED FORTIFIED FOOD UNIT

The objective of this project is to set up four prototype units in Gaya and Khagaria for the production of extruded food. The unit, first of its kind in the state shall have a production capacity of 820 kilograms per day on a two shift operation basis. The unit will be operated by women from self help group and the extruded food would be made available to the beneficiaries in the ICDS project within the operational block. This would result in an increased availability of supplementary food for children and mothers; greater

community participation; increased varieties to reduce monotony and satisfaction within the community and the implementing agencies. In this regard first plant was opened in Bodh Gaya and production trail-run was completed with 1300 kgs. of production in November 2014. In Khagaria, installation of the production unit is under process. Major achievements in this quarter for this intervention are as mentioned below:

- › Quality testing of product was completed and it was found that all quality indicators were as per the norm of ICDS guidelines.
- › Product brand name was finalized as “**Wheat mix**” which has wheat as major ingredient.
- › Pest control certification was completed with “**Pest Control of India (PCI)**” for the production and storage units.
- › Design of the package for 1 kg and 2kg packets was finalized and order placed for the same.
- › For “Factory License” primary steps were completed and request for online code made.
- › “Food & Nutrition Board” has given list of recipes that can be cooked from this extruded product.

FARM

Mahila Kisan Sashaktikaran Pariyojana (MKSP)

Outreach of MKSP

Mahila Kisan Sashaktikaran Pariyojan is operational in 9 districts of Bihar covering 15 blocks. During this quarter, MKSP was initiated in 26 new villages covering 4 new panchayats. In this quarter, a total of 53 new producer groups of mahila kisan /women farmers were formed bringing the total of producer groups to 211. 2910 new SHG members became part of the producer groups in this quarter.

Table 8: Outreach of MKSP

| Particulars | Cumulative Achievement | | |
|--|------------------------|-------|---------|
| | Q2 | Q3 | till Q3 |
| Geographical outreach | | | |
| Revenue Villages | 545 | 26 | 571 |
| No. of Gram Panchayats | 201 | 4 | 205 |
| Number of Blocks | 15 | 0 | 15 |
| Number of Districts | 9 | 0 | 9 |
| Mahila kisan covered | | | |
| No. of mahila kisan covered | 54571 | 36019 | 90590 |
| Intervention at the level of community institution | | | |
| No. of SHGs formed/covered | 8894 | 3111 | 12005 |
| No. of Village level Federations covered/formed | 982 | 272 | 1254 |
| No. of livelihoods group formed | | | |
| Number of village level producers'/collectors' groups formed/covered | 158 | 53 | 211 |
| Number of SHG members who are part of producer's/collector's groups | 8836 | 2910 | 11746 |

Landholding under sustainable practice

A total of 6118 acres of land was bought under sustainable agriculture under MKSP in this quarter bringing the total land to 11539 acres under sustainable agriculture by the end of this quarter.

Table 9: Cumulative Achievement of Landholding

| Particulars | Cumulative achievement | | |
|--|------------------------|------|-------|
| | Q2 | Q3 | Q3 |
| Own land of mahila kisan under sustainable agriculture (in acres) | 7931 | 3608 | 11539 |
| leased/share cropped land of mahila kisan under sustainable agriculture (in acres) | 3996 | 2510 | 6506 |
| Total cropped area (owned+ leases/share cropped) under sustainable agriculture | 11927 | 6118 | 18045 |

Training under MKSP

A total of 1845 trainings were organized on sustainable agriculture for mahila kisan. Through these trainings 32573 women farmers got trained on MKSP protocols. One training on sustainable agriculture was also organized for field functionaries and staff.

Output

134658 women farmers undertook cultivation of paddy through SRI in this quarter and 17336 new women farmers got involved in kitchen gardening.

54 new women VRPs were identified and trained in this quarter.

OFF FARM

Poultry intervention

During this quarter, 20 new poultry mother units were opened. 6291 new SHG members got linked with the poultry intervention. The progress in poultry intervention in this quarter is as mentioned below:

Table 10 : Progress on poultry intervention

| Sl. No. | Indicators | Gaya | Muzaffarpur | Nalanda | Purnea | Khagaria | Madhepura | Patna | Bhagalpur | Nawada | Supaul | Total in Q3 | Cumulative till Dec'14 |
|---------|---|------|-------------|---------|--------|----------|-----------|-------|-----------|--------|--------|-------------|------------------------|
| 1 | No. of poultry mother units established | 2 | 2 | 4 | 1 | 2 | 5 | 1 | 0 | 1 | 2 | 20 | 85 |
| 2 | No. of SHG members linked | 669 | 600 | 1200 | 250 | 1074 | 1596 | 0 | 0 | 302 | 600 | 6291 | 28794 |
| 3 | No. of eggs produced | 6898 | 7870 | 1495 | 1036 | 12 | 1685 | 0 | 0 | 0 | 0 | 18996 | 420716 |
| 4 | No. of PRPs selected | 6 | 35 | 24 | 1 | 29 | 11 | 3 | 3 | 2 | 12 | 126 | 446 |
| 5 | No. of SHG member trained on basic module | 1026 | 750 | 550 | 212 | 1084 | 964 | 25 | 0 | 0 | 900 | 5511 | 20438 |

Non-farm producer groups

During this quarter, 34 new PGs were formed in the nonfarm sector covering 445 new village organizations and linking 2169 new households. Details on producer groups formed in the nonfarm sector are as mentioned in table below -

Table 11: Achievement of Producer groups

| Sl. | Indicators | Achievement till Sep 2014 | Achievement in Q3 | Achievement till dec'14 |
|-----|---|---------------------------|-------------------|-------------------------|
| 1 | No. of village organizations part of nonfarm livelihoods intervention | 1505 | 445 | 1915 |
| 2 | No. of producer groups formed | 237 | 34 | 271 |
| 3 | No. of HHs linked with producer groups | 10445 | 2169 | 12614 |

NON FARM

Progress made in different non-farm PGs is as detailed in Table below:

Table 12: Activity details of Non -farm

| Activity detail | No of producer groups formed | No of HHs linked with producer groups | Market Linkage of nonfarm product in INR (Rs) |
|--|------------------------------|---------------------------------------|---|
| Incense stick producers group | 158 | 6340 | 13,25,000 |
| Art & craft based producers groups (Madhubani painting, sikki art, sujni art & others) | 59 | 3491 | 3469280 |
| Bee keeping based producer groups | 12 | 540 | 10,78,000 |
| Jute based producer groups | 42 | 2243 | |
| Total | 271 | 12614 | 7122280 |

A total of around 160 PG members from 4 PGs of Madhubani participated in 4 different trainings organized on appliqué work, sujani art, sikki art and madhubani paintings.

15 SHG members from Sikki JEEViKA Gram Sangathan, Jhanjharpur participated in a workshop on design development for sikki arts and A grade certification.

A two days residential training was organized at ITC Munger in which 30 agarabatti resource persons from 29 agarabatti-PGs, 3 store keepers and 2 livelihoods specialists coming from 8 blocks of Gaya participated.

Training in non-farm

Three PG members from Gulab PG involved in jute making from Amour block of Purnia district participated in one month training on jute making in Kolkota, organized by Purnasar Jute Park Private Ltd.



Five days residential training on agarabatti making was organized by KVIC, Patna in 6 different blocks in 8 batches. In these trainings, a total of 226 community members and 4 project staff participated.

A two days residential training was organized for a total of 25 agarabatti resource persons and stock keepers at ITC, Munger.

12 village resource persons from Khagaria and Muzaffarpur participated in training on bee keeping from 15th-17th Dec'14, organized by Dabur in Muzaffarpur district.

504 PG members were trained at KVK, Khagaria on bee keeping in Nov'14.

Skill training and placement

During this quarter 6,413 rural youths were placed in various organisations through PIAs, Job fairs and JEEViKA internal placements. Status on placement of rural youths through PIAs, Job fairs and internal jobs are as mentioned in the table below :

Table 13: Status on district wise placement of rural youth till Dec'14

| District Name | Placement in Q3 (FY 14-15) | | | | Cumulative placement till Dec'14 |
|--------------------|-----------------------------------|------------|---------------|-------------|----------------------------------|
| | Direct Placement through Job Fair | PIAs | Internal Jobs | Total | |
| Araria | 0 | 0 | 81 | 81 | 225 |
| Arwal | 0 | 0 | 0 | 0 | 78 |
| Auranagabad | 0 | 0 | 89 | 89 | 263 |
| Begusarai | 0 | 0 | 202 | 202 | 508 |
| Bhagalpur | 0 | 0 | 24 | 24 | 736 |
| Bhojpur | 0 | 0 | 0 | 0 | 182 |
| Buxar | 0 | 0 | 28 | 28 | 151 |
| Darbhanga | 0 | 31 | 490 | 521 | 2257 |
| Gaya | 71 | 0 | 154 | 225 | 13212 |
| Jamui | 0 | 27 | 103 | 130 | 791 |
| Jehanabad | 0 | 0 | 0 | 0 | 135 |
| Kaimur (Bhabhua) | 0 | 0 | 108 | 108 | 168 |
| Katihar | 52 | 0 | 671 | 723 | 1618 |
| Khagaria | 0 | 0 | 57 | 57 | 2254 |
| Lakhisarai | 0 | 0 | 51 | 51 | 159 |
| Madhepura | 0 | 30 | 84 | 114 | 2223 |
| Madhubani | 66 | 148 | 17 | 231 | 6679 |
| Munger | 0 | 0 | 4 | 4 | 519 |
| Muzaffarpur | 45 | 150 | 177 | 372 | 10788 |
| Nalanda | 0 | 34 | 15 | 49 | 4934 |
| Nawada | 39 | 1 | 5 | 45 | 858 |
| Pashchim Champaran | 0 | 205 | 233 | 438 | 1333 |
| Patna | 0 | 0 | 0 | 0 | 654 |
| Purbi Champaran | 34 | 0 | 1265 | 1299 | 2912 |
| Purnia | 40 | 0 | 310 | 350 | 6370 |
| Saharsa | 10 | 0 | 158 | 168 | 1763 |
| Samastipur | 69 | 140 | 336 | 545 | 2614 |
| Sheikhpura | 0 | 0 | 47 | 47 | 167 |
| Sitamarhi | 0 | 0 | 24 | 24 | 546 |
| Supaul | 11 | 0 | 265 | 276 | 1689 |
| Vaishali | | 0 | 212 | 212 | 356 |
| Total : | 437 | 766 | 5210 | 6413 | 67142 |

Online Youth Data Sheet

By the end of this quarter, a total of **1,21,647** youth data sheet were digitised on dedicated JOBs MIS.

Four new agencies hired for providing training and placement under Deen Dayal Upadhyaya Grameen Kaushalya Yojana (DDU GKY) ASDP

During this quarter, 4 new proposals were approved by project approval committee and MoUs were signed with 4 new agencies for providing training and placement to 1,05,215 candidates under Aajeevika Skill Development Programme. By the end of this quarter, 41 agencies under MoU with BRLPS were providing training and placement facility to youth.

Inauguration of DDU-GKY Programme in Bihar

The ambitious program of skill development under DDU-GKY was inaugurated on 17th November, 2014. Importance of skill development in employment market was emphasized. Representatives of all the 41 PIAs who entered into MoUs with JEEViKA, SRLM Bihar, were present in the event. Nearly 200 training centers will be operational in 38 districts of Bihar by the assigned PIAs within two month. CEO BRLPS and representative from NSDC also expressed their view on importance of skill development and placement.

Inauguration of online registration portal for rural youth

An online portal, <http://jeevikaskillsmis.com/> was also inaugurated where rural youths can get themselves registered for skill training. Total 121000 youth have registered online for training and placement. The registered

youth can get enrolled for training in particular area of interest out of 67 trades.

Inauguration of training centre under DDU-GKY (JEEViKA Skills)

Chief Executive Officer, BRLPS, Dr. N. Vijaya Lakshmi, IAS, inaugurated the skill training center of PIA by Prayas JAC in Samastipur district on 24th November 2014. The center is providing skill training in two trades ie. retail sales and hospitality. The training by Prayas JAC is a residential program. Country head of Prayas JAC, Mr. Amod Kanth, SPM Jobs, Mr. Jitendra Kumar, Local Mukhiya, Mr. Sudhanshu Kumar who is also known as Kishan Shree at National level and other representatives of JEEViKA, SRLM Bihar were also present in the event. This event was also widely covered in the local newspapers.

Training and orientation of representatives from PIAs

A two days' workshop was organized for representatives of PIAs on standard operating procedure of Deen Dayal Upadhyaya Grameen Kaushalya Yojana by NIRD team on 27th and 28th November'14. The overall objective of this workshop was to achieve a status where we can achieve smooth and quality implementation of the skills project. 26 Managers Jobs and representatives from

4 | दैनिक जागरण मुसकरपुर, 25 नवंबर 2014 समस्तीपुर जागरण

निष्ठापूर्वक ले प्रशिक्षण में हिस्सा



समस्तीपुर में देवीका उपशिक्षण कार्यक्रम का शुभारंभ। (Left photo)

देश भर में प्रशिक्षण के माध्यम से युवाओं को रोजगार के अवसर उपलब्ध कराने का लक्ष्य है। (Middle photo)

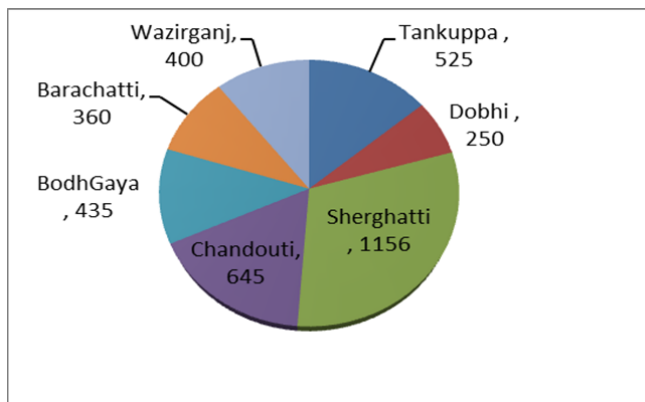
देश भर में प्रशिक्षण के माध्यम से युवाओं को रोजगार के अवसर उपलब्ध कराने का लक्ष्य है। (Right photo)

32 PIAs participated in the workshop.

Workshop cum Training on JEEViKA Skills MIS for DDU GKY Project

On 18th Dec'14, a workshop cum training on JEEViKA skills MIS was organized for all 41 PIAs working under DDU GKY project. MIS head of all PIAs participated in the workshop.

Figure 6: Data of the Interested entrepreneurs in Gaya



Micro Enterprise Consultant

New entrepreneurs were identified for different categories viz; bindi making, beauty parlor, mushroom cultivation, fast food store, band set ,cow rearing, goat rearing, general store, egg store, fancy store etc. in Gaya. A total of 210 enterprises were started by entrepreneurs in Dobhi, Barachatti, Shergatti, Bankya bazaar, Bodhgaya, Gurua, Guraru, Chandauti, and Manpur blocks of Gaya district. Establishment of 105 new enterprises was under process and documents prepared for the same. MECs have also initiated seasonal markets. Many MECs also started their own businesses like photo studio, atta chakki/flour mill, cosmetic shop, decoration, stitching unit, egg shop, poultry etc.

Handholding support and market support were provided to various existing enterprises like cycle repairing store, egg store, sweet shop, leather etc. by MECs. They surveyed markets and did viability assessment to start producer groups in mushroom, detergent/soap/lotion, candles and tailoring. Data collection of interested entrepreneurs from SHGs was done and

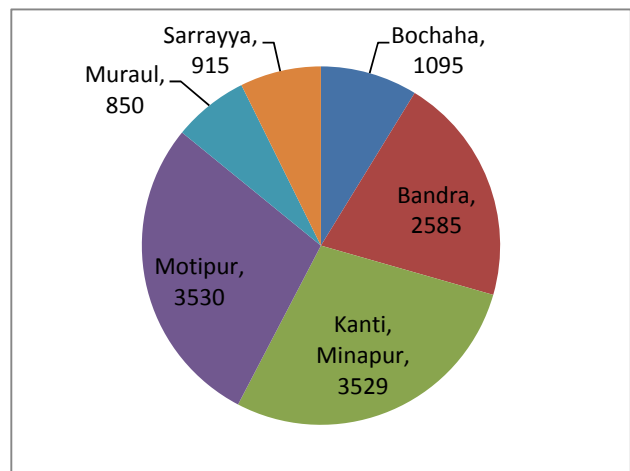


Representative from PIA on SOP training session.



JEEViKA, Project staff giving test on SOP in the session
panchayat-wise data consolidated.

Figure 7: Data of the interested entrepreneurs in Muzaffarpur



Micro enterprise consultants were also trained for micro plan preparation, document preparation and bank linkage. This was done basically for promoting sustainability in terms of enterprise, utilization of funds, planning and repayment. Micro plans were prepared by them in Imamganj, Mohanpur and Bodhgaya blocks. They are also working in Paraiya, Mohra, Dobhi and Barachatti on achieving sustainability. They also visited saras mela in Patna, where they interacted with small and medium entrepreneurs coming from different parts of India.

BIHAR MIGRANT RESOURCE CENTRE

In this quarter, Bihar Migrant Resource Centre initiated new services for the migrant population. There was specific focus on the youth migrants coming in search of employment to these ever-scintillating luring cities. It was one of the findings of the needs assessment survey that there are ambitions in the youth which require specific support. One of such ambition is education. Hence, at BMRC a workshop was held on the theme of open schooling for youth interested in completing their basic education along with employment. The workshop was held with an objective to facilitate awareness about National Institute of Open Schooling (NIOS) and Indira Gandhi National Open University (IGNOU). All related queries of youth were answered in the session and fliers bearing essential information were distributed. Post session, a regular follow-up was done with the interested youth.

In the Aadhaar camps organized by BMRC it was realized that a good number of migrants needed cooking gas connections. Hence, following the receipt of Aadhaar card registrations a few households were asked to prepare the prerequisite documents in order to apply for the same. Continuous follow-up was done with these families and their forms were submitted at the gas agencies.

In a new attempt to strengthen English speaking competence amongst the children who visit the centre every day, self-learning video clippings were displayed on a continuous basis during the week. This proved to be an effective tool for teaching and learning where children not only enthusiastically attend the session but also seem to grasp more as opposed to conventional methods of teaching.

A sports event was also organized at BMRC wherein youth and children participated with vigour. This was held with an objective of drawing more and more people from the community towards BMRC. First time visitors were given information fliers about the Centre and the kind of services that it renders.

Rural Self Employment Training Institute

During this quarter, 198 trainings were conducted where 5,423 youths were trained in self-employment by RSETIs.

Progress on this is as mentioned below -

Table 14: Training in RSETIs Bank

| Name of RSETI's bank | No of trainings conducted | | | No of candidates trained | | |
|----------------------|---------------------------|---------------------|---------------------------------------|--------------------------|---------------------|--------------------------------|
| | Till Sep'14 | Progress made in Q3 | Total training cumulative till Dec-14 | Till Sep'14 | Progress made in Q3 | Cumulative trained till Dec-14 |
| BOB Sheohar | 16 | 5 | 21 | 463 | 99 | 562 |
| BOB Sitamarhi | 8 | 8 | 16 | 242 | 248 | 490 |
| CANB Bahora | 4 | 2 | 6 | 139 | 60 | 199 |
| CANB Sheikhpura | 10 | 8 | 18 | 271 | 271 | 542 |
| CBI Darbhanga | 9 | 2 | 11 | 270 | 62 | 332 |
| CBI Gopalganj | 7 | 4 | 11 | 203 | 116 | 319 |
| CBI Katihar | 7 | 3 | 10 | 189 | 82 | 271 |
| CBI Madhubani | 9 | 5 | 14 | 214 | 154 | 368 |
| CBI Motihari | 13 | 5 | 18 | 430 | 179 | 609 |
| CBI Muzaffarpur | 11 | 6 | 17 | 298 | 131 | 429 |
| CBI Saran | 4 | 2 | 6 | 104 | 51 | 155 |
| CBI Siwan | 3 | 3 | 6 | 67 | 85 | 152 |
| CBI West Champaran | 7 | 3 | 10 | 207 | 90 | 297 |
| PNB Arwal | 8 | 7 | 15 | 197 | 196 | 393 |
| PNB Aurangabad | 15 | 7 | 22 | 437 | 208 | 645 |
| PNB Bhabhua (Kaimur) | 12 | 6 | 18 | 316 | 154 | 470 |
| PNB Bhojpur | 6 | 4 | 10 | 182 | 71 | 253 |
| PNB Buxar | 7 | 5 | 12 | 157 | 110 | 267 |
| PNB Gaya | 18 | 8 | 26 | 512 | 219 | 731 |
| PNB Jahanabad | 8 | 5 | 13 | 230 | 142 | 372 |
| PNB Lakhisarai | 12 | 8 | 20 | 300 | 214 | 514 |
| PNB Nalanda | 14 | 7 | 21 | 355 | 183 | 538 |
| PNB Nawada | 14 | 6 | 20 | 329 | 159 | 488 |
| PNB Patna | 14 | 6 | 20 | 349 | 162 | 511 |
| PNB Rohtas | 12 | 0 | 12 | 140 | 0 | 140 |
| RUDSETI Hajipur | 23 | 8 | 31 | 705 | 251 | 956 |
| SBI Araria | 6 | 4 | 10 | 165 | 120 | 285 |
| SBI Jamui (Malepur) | 8 | 4 | 12 | 183 | 67 | 250 |
| SBI Kishanganj | 9 | 7 | 16 | 242 | 213 | 455 |
| SBI Madhepura | 5 | 6 | 11 | 97 | 161 | 258 |
| SBI Purnea | 7 | 6 | 13 | 197 | 153 | 350 |
| SBI Saharsa | 6 | 4 | 10 | 147 | 91 | 238 |
| SBI Supaul | 10 | 3 | 13 | 253 | 77 | 330 |
| UBI Khagaria | 15 | 9 | 24 | 415 | 142 | 557 |
| UBI Samastipur | 7 | 6 | 13 | 232 | 195 | 427 |
| UCOB Banka | 5 | 5 | 10 | 151 | 168 | 319 |
| UCOB Begusarai | 11 | 5 | 16 | 321 | 159 | 480 |
| UCOB Bhagalpur | 9 | 3 | 12 | 300 | 103 | 403 |
| UCOB Munger | 8 | 3 | 11 | 268 | 77 | 345 |
| Total | 377 | 198 | 575 | 10277 | 5423 | 15700 |

VO drive to Rajasthan

A team of 45 CRPs went to RGAVP in Rajasthan for the 1st VO-CRP drive. Three teams per cluster went to Ajmer, Chittorgarh and Jodhpur. The drive was for 30 days and during the period 30 VOs were formed.

Table 16: VO drive for Rajasthan

| Block Name | | Chittorgarh - Begu | Pali -Pali | Sirohi - Pindwara | Jodhpur - Baleshar | Ajmer - Kekri | Total |
|---|-----------------|----------------------------|------------|----------------------|-----------------------|------------------|-------|
| No. of SHG | New Promote | 412 | 52 | 72 | 379 | 439 | 1354 |
| | Old Review | 15 | 0 | 0 | 26 | 8 | 49 |
| | Village Covered | 88 | 12 | 12 | 39 | 42 | 193 |
| SHG Training on | Module 1 | 412 | 52 | 36 | 379 | 439 | 1318 |
| | Module 2 | 412 | 52 | 36 | 379 | 439 | 1318 |
| | Module 3 | | | 36 | 379 | 365 | 780 |
| VO Formation | | 14 | 0 | 0 | 15 | 15 | 44 |
| SHG Bookkeeper | Identified | 111 | 7 | | 152 | 149 | 419 |
| | Trained | 111 | 0 | 0 | 79 | 149 | 339 |
| Active Women | Identified | 123 | | 12 | 96 | 108 | 339 |
| | Trained | 12 | | | 11 | 108 | 131 |
| Staff Deployed | BAP | 1 | 1 | 1 | 1 | 1 | 5 |
| | PRP | 3 | 3 | 1 | 2 | 2 | 11 |
| No. of staff immersed/ trained at BRLPS | | 63 | | | | | 63 |
| No. of cadre immersed/trained at BRLPS | | 101 | | | | | 101 |
| No. of SHG a/c opened | | | | | | | |
| No. of SHGs and amount of ICF received | | 171 SHG (Rs.10200000.00) | | | | | |
| No. of SHGs and amount of revolving fund received | | 1246 SHG (Rs.14280000.00) | | | | | |
| No. of SHGs and credit linkage amount with Bank | | | | | | | |

SHG drive to Jharkhand

Third round of SHG-CRP drive was held at Palamu district. Seven teams comprising of 35 CRPs participated in the 45 days SHG-CRP drive.

Table 17: Block-wise progress on various activities in resource blocks of Jharkhand

| Particulars and resource block in Jharkhand | | Chattarpur | Satbarwa | Maheshpur | Pakuria | Littipara | Total |
|---|-----------------|------------|----------|-----------|---------|-----------|-------|
| No. of SHG | New Promote | 441 | 189 | 908 | 533 | 334 | 2405 |
| | Old Review | 21 | 9 | 58 | 85 | 4 | 177 |
| | Village Covered | 34 | 23 | 149 | 89 | 51 | 346 |
| SHG Training on | Module 1 | 224 | 96 | 380 | 382 | 207 | 1289 |
| | Module 2 | 224 | 96 | 354 | 339 | 207 | 1220 |
| | Module 3 | 224 | 96 | 349 | 313 | 183 | 1165 |
| VO Formation | | 11 | 4 | 39 | 36 | 17 | 107 |
| SHG Bookkeeper | Identified | 386 | 161 | 811 | 416 | 196 | 1970 |
| | Trained | 176 | 142 | 529 | 416 | 100 | 1363 |
| Active Women | Identified | 88 | 48 | 439 | 358 | 180 | 1113 |
| | Trained | 16 | 13 | 80 | 44 | 20 | 173 |
| Staff Deployed | BAP | 1 | 1 | 1 | 1 | 0 | 4 |
| | PRP | 5 | 2 | 4 | 4 | 4 | 19 |
| No. of staff immersed/ trained at BRLPS | | 10 | 4 | 21 | 12 | 10 | 57 |
| No. of cadre immersed/trained at BRLPS | | 16 | 13 | 80 | 50 | 20 | 179 |
| No. of SHG a/c opened | | 266 | 111 | 707 | 478 | 260 | 1822 |
| No. of SHGs and amount of ICF received | | 161 | 96 | 611 | 417 | 181 | 1466 |
| No. of SHGs and amount of revolving fund received | | 247 | 96 | 790 | 436 | 200 | 1769 |
| No. of SHGs and credit linkage amount with Bank | | 0 | 0 | 149 | 80 | 0 | 229 |

TRAINING AND EXPOSURE VISITS FOR SRLMS

Training-cum-Exposure visits of staff from RGAVP at Muzaffarpur & Gaya districts

Three batches of staff participated in a training-cum-immersion programme held at BRLPS from RGAVP as mentioned below:

- 06 senior officials from RGAVP visited BRLPS project area for exposure during this quarter.
- 62 active women and 5 project facilitation teams (PFTs) from RGAVP participated in training cum exposure visit in BRLPS project area from 21st Nov to 03rd Dec 2014.
- Fourteen staff from RGAVP comprising of managers and project facilitation teams participated in training cum exposure in Muzaffarpur district from 06th Dec to 15th Dec 2014.

Training-cum-Immersion for active women from JSLPS

Active women from JSLPS participated in training cum immersion programme in Gaya district. The details are as follows:-

Table 18: Participated in JSLPS training

| No. of active women participated | Period of training | Place of training |
|----------------------------------|----------------------------|-------------------|
| 32 | 12th to 18th Oct 2014 | Gaya |
| 32 | 09th to 15th Nov 2014. | Gaya |
| 30 | 26th Nov to 02nd Dec 2014. | Gaya |

Deployment of Professional Resource Persons (PRPs) and Block Anchor Persons (BAPs)

As per the MoUs signed by BRLPS with RGAVP - Rajasthan, JSLPS – Jharkhand and UPSRLM – Uttar Pradesh, BRLPS had to deploy resource staff at each resource block of Rajasthan, Uttar Pradesh and Jharkhand. For the same, a rigorous selection process was designed and conducted for selection of professional resource persons and block anchor persons. The selection and scrutiny process was conducted at each district as well as at state levels. A rank wise list was prepared and accordingly deployment was done.

Hiring of internal auditor for the FY 2014-15

After completing the process for selection of internal auditors for the FY 2014-15, contracts were signed with 18 audit firms for all 38 DPCUs and SPMU (BRLPS).

Extension of contract for audit of CBOs for the FY 2013-14

The contract for audit of CBOs for the FY 2013-14 was extended for 14 audit firms on same term and condition.

Hiring of agency for customization in CHNCC mobile application & rolling out at 60 CHNCCs

Request for proposal for the purpose mentioned above under single source selection was issued to M/s. Blue frog Mobile Technologies Pvt. Ltd., Vishakhapatnam. After receipt of RFP (duly filled) evaluation was done and agency has been requested to sign the contract.

Hiring of event management agency for organizing SARAS MELA

M/s. Shrankhala, Delhi was selected as Event Management Agency for organizing SARAS MELA at Gandhi Maidan, Patna through open bidding process (Open Tendering) and agreement was signed with the agency.

Procurement for printing & supply of JEEViKA Diaries and Calendars – 2015

Purchase orders were issued after due procurement process for printing and supply of JEEViKA Diaries & Calendars – 2015 to M/S Mansa print and publication private Ltd..

No objection on procurement/ procurement plan and bidding documents

No objections were issued to various districts on their procurement plans for the financial year 2014-15. Besides, no objection was also given on procurement of furniture-fixture and desktop computers and procurement plans.

Facilitation/ support to SRLMS as NRO

BRLPS has supported other SRLMs like UPSRLM in procurement activities as a NRO during this period.

Post procurement review by the World Bank for the year 2013-14

World Bank reviewed the contract made during the period July 2013 to June 2014. No major deviation has been reported.

Interim Unaudited Financial Report (IUFR) for the Quarter ended on 31st Dec 2014 of BRLP was sent to the World Bank for review and CAA&A for reimbursement .IUFR of NRLM was sent to NMMU.

Selection of Internal auditor was done. Statutory audit of BRLPS for the FY 13-14 was completed and placed before Executive Committee for perusal and approval. One day meeting was organized with the Finance Managers and Accountants to review the pending issues related to IUFR, EPF, audit compliances, unspent fund under livelihoods, fund requisition and its reconciliation.

Table 19 : Financial Achievement of BRLPs for Q 3 (FY 14-15)

| Training and workshops | Project- Bihar Rural Livelihoods Project-Additional Financing | |
|--|--|--------------------|
| | Components | Rs in crore |
| Residential Training on Financial Management was given to 321 newly joined Accountants in 12 batches on different topics of Financial Management which broadly covered role of BPIU under District Accounting Centre, non-negotiable financial discipline, annual action plan & budget, statutory obligation under IT act, professional tax, VAT, service tax, EPF, TA&DA, staff entitlements etc. | IBCB/CID | 06.70 |
| | CIF | 22.89 |
| | STAF | 00.01 |
| | PM | 00.81 |
| | Sub Total-i | 30.41 |
| | Project- National Rural Livelihoods Project | |
| | SRLM | 08.86 |
| | IBCB | 04.88 |
| | CIS | 27.16 |
| | Project Implementation Support | |
| | Institution & Human Capacity Building | 02.50 |
| | Special Program | |
| | Sub Total-ii | 43.40 |
| | Project- National Rural Livelihoods Mission | |
| | SRLM | 02.44 |
| | IBCB | 11.67 |
| | CIS | 75.10 |
| | Project Implementation Support | |
| | Special Program | |
| | Infra structure & Marketing | |
| Sub Total-iii | 89.26 | |
| Project- Mahila Kissan Sashaktikaran Pariyojana | | |
| Sub Total-iv | 01.28 | |
| Grand Total (i+ii+iii+iv) | 164.35 | |

Monitoring and Evaluation

During this quarter, VO monthly transaction entry was made on pilot basis in Alauli, Khagaria, Beldaur, Khizersarai, Tankuppa, Gurua, Rajgir, Sakra and Muraul blocks. For this, 15 data entry operators from the above mentioned 9 blocks were trained on VO transaction entry and handhold support was provided to capture the transactions in the VO MIS from 32 VO Books of Records.

During piloting of VO MIS, MIS agency provided necessary support for fixing 23 bugs and carry out necessary

modifications in VO MIS module and approx. 42 transactions of different VOs were corrected.

During this period, CBO report and Dashboard were developed by MIS agency. The reports were verified /tested by MIS team of JEEViKA and inputs given to MIS agency for making required modification.

During this period, 14355 SHGs profile, 162859 Members' profile and 756 VO profile were updated in the CBO MIS.

Exposure to Visitors



On 24th Dec 2014, a team of eighteen IAS (Probationers) came to Gaya district and interacted with community members. They appreciated different interventions being undertaken by JEEViKA in Bihar.



Hon'ble Chief Minister of Bihar participated in a program on Financial Inclusion in Gaya district on 25th Dec 2014. A cheque of rupees 1 crore 1 lakh 25 thousand was given to 135 SHGs to fulfill their financial needs and to enhance their livelihood activities. He interacted with the beneficiaries and tried to understand the impact of JEEViKA interventions in lives of the SHG



members.

Officials from LIC Patna visited Gaya district on 9th Oct 2014 to assess the progress of the insurance intervention under AABY (Aam Aadmi Bima Yojna) being implemented by JEEViKA. Officials from LIC, Patna Mr. Bijay Kumar Panda (P&GS), Mr. Ashok Kr. Sinha (Sr. Branch



Manager), Mr. Prabhat Ranjan (Administrative Officer), Mr. Bhawaesh Kumar (Assistant), JEEViKA staff and community members participated in the programme.

Awareness Campaign Nirmal Bharat Abhiyan

Nirmal Bharat Abhiyan or Swachh Bharat Abhiyan campaign was observed across the project districts. Prabhat pheries, rallies and cleanliness drive were conducted to create awareness amongst the community members and accelerate sanitation coverage in the rural areas. Community members also took Cleanliness Oath' or 'Swachh Bharat Shapath'. SHG and community members undertook cleanliness activities in public places like, schools, panchayat bhawans, water bodies, neighborhoods, road etc.

Legal Awareness Program

A legal awareness program to sensitized SHG members on their legal rights was organized in Manpur block in Gaya district on 21st Dec 2014 with joint effort of District Legal Awareness Committee & JEEViKA. Judges from civil court sensitize the



community members on their legal rights.

Saras Mela-2014

Regional Saras Mela-2014 was organized in Gandhi Maidan, Patna from 01/12/14 to 14/12/14. JEEViKA was the nodal agency for organizing this fair. In this fair JEEViKA's ongoing activities were displayed it provided the best platform to promote the hand made products of SHG members.

Hamara Gaon Hamari Yojana

The IPPE (Integrated Participatory Planning Exercise) or Hamara Gaon Hamari Yojana was carried out in all the project districts. JEEViKA district and block units and District Administration jointly carried out the IPPE activities across the project districts. Social and resource mapping of the villages was undertake to identify schemes pertaining to Mahatma Gandhi NREGA as well as activities pertaining to livelihoods, skills, sanitation, infrastructure, social forestry, fisheries, water resources & other entitlements.

World Toilet Day

On the occasion of the World Toilet Day, an event was organized in Patna, role of CBOs in creating awareness in community on use of toilet and adoption of better sanitation practices was underlined during the event.

Establishment day celebration in Madhubani district

The function was organized in Watson school, Madhubani. The event was inaugurated by The District Magistrate, Madhubani. During this event JEEViKA installed two stalls to showcase JEEViKA intervention like Madhubani painting, Sikki art, SRI and poultry interventions.

Development of IEC Materials

IEC material like flex banners, leaflets and other communication materials and sign boards for different CBOs were printed and placed to create awareness and disseminate information across the project districts.

Media Coverage

Different events of JEEViKA were covered by electronic & print media. A compendium of the media coverage was also prepared for visitors.



Human Resource Development

Joining on different positions

Altogether 88 candidates joined for the position of SPM, PM, Thematic Manager, BPM, Training Officer, Accountant, Office Assistant, IT Associate, Livelihoods Specialist and Project Associate in this quarter.

Preparation of result for various positions

Results were finalized by the HR Agency for the positions of 9 DPMs, 241 Block Project Managers, 433 Block Accountants, 228 Livelihoods Specialists and 424 Block Office Assistants (Written test / interview held in the month of December 2014). The

joining process would be initiated in the next quarter.

GMC and GPA claim ratio after completion of 2nd Quarter

The incurred claim ratio on earned premium after the completion on 3rd Quarter under Group Medi claim Policy for the Year 2014-15 has been reported as 90%. Altogether 427 claims were received, of which, 290 staff have availed insurance benefit and rest 137 claims are in process.

Full and final settlement

Full and Final Settlement was completed for 249 separated employees.

Annexure - I

In this quarter the status of manpower is given hereunder in table 20:

| Sl. | Position | Total Sanctioned Position | Status till 30 th Sep 14 | Progress during the quarter | | Status till 31 th Dec 14 |
|--|------------------------------------|---------------------------|-------------------------------------|-----------------------------|------------|-------------------------------------|
| | | | | Staff joined | Staff Left | |
| State Project Management Unit | | | | | | |
| 1 | Chief Executive Officer | 1 | 1 | 0 | 0 | 1 |
| 2 | Additional Chief Executive Officer | 2 | 0 | 0 | 0 | 0 |
| 3 | Officer on Special Duty | 1 | 1 | 0 | 0 | 1 |
| 4 | Director | 1 | 1 | 0 | 0 | 1 |
| 5 | Program Coordinator | 4 | 2 | 0 | 0 | 2 |
| 6 | Chief Finance Officer | 1 | 1 | 0 | 0 | 1 |
| 7 | Administrative Officer | 1 | 1 | 0 | 0 | 1 |
| 8 | Finance Officer | 1 | 1 | 0 | 0 | 1 |
| 9 | State Finance Manager | 4 | 2 | 0 | 0 | 2 |
| 10 | State Project Manager | 14 | 11 | 1 | 0 | 12 |
| 11 | Procurement Specialist | 1 | 1 | 0 | 0 | 1 |
| 12 | Project Manager | 23 | 15 | 2 | 0 | 17 |
| 13 | Procurement Officer | 1 | 1 | 0 | 0 | 1 |
| 14 | Assistant Finance Manager | 4 | 1 | 0 | 0 | 1 |
| 15 | Project Associate | 23 | 16 | 5 | 0 | 21 |
| 16 | System Analyst | 2 | 2 | 0 | 0 | 2 |
| 17 | Data Administrator | 2 | 2 | 0 | 0 | 2 |
| 18 | DTP Operator cum Designer | 1 | 1 | 0 | 0 | 1 |
| 19 | Accountant | 10 | 7 | 1 | 0 | 8 |
| 20 | Cashier | 1 | 0 | 0 | 0 | 0 |
| 21 | Office Assistant | 14 | 7 | 4 | 1 | 10 |
| 22 | Store Keeper | 1 | 1 | 0 | 0 | 1 |
| 23 | Steno cum PA | 2 | 2 | 0 | 0 | 2 |
| 24 | IT Associate | 7 | 3 | 4 | 0 | 7 |
| 25 | Logistic Assistant | 2 | 2 | 0 | 0 | 2 |
| 26 | Young Professionals | 15 | 13 | 0 | 1 | 12 |
| Total | | 139 | 95 | 17 | 2 | 110 |
| District Project Coordination Unit (38 Districts) | | | | | | |
| 1 | District Project Manager | 38 | 25 | 4 | 1 | 28 |
| 2 | Manager - LH Farm | 38 | 10 | 0 | 0 | 10 |
| 3 | Manager - Off Farm | 38 | 5 | 0 | 0 | 5 |
| 4 | Manager - NF & Micro Enterprises | 38 | 7 | 0 | 0 | 7 |
| 5 | Manager - SD | 38 | 22 | 2 | 0 | 24 |
| 6 | Manager - MF | 38 | 25 | 4 | 0 | 29 |
| 7 | Manager - HR & Administration | 38 | 25 | 3 | 1 | 27 |
| 8 | Manager - Communication | 38 | 24 | 2 | 0 | 26 |
| 9 | Manager - Community Finance | 38 | 22 | 1 | 0 | 23 |
| 10 | Manager - Health & Nutrition | 38 | 32 | 1 | 2 | 31 |
| 11 | Manager - IB & CB | 38 | 13 | 0 | 0 | 13 |
| 12 | Manager - M & E | 38 | 24 | 2 | 0 | 26 |
| 13 | Manager - Jobs | 38 | 24 | 3 | 0 | 27 |
| 14 | Finance Manager | 38 | 18 | 0 | 0 | 18 |
| 15 | Young Professionals | 13 | 10 | 0 | 0 | 10 |
| 16 | Training Officer | 114 | 60 | 28 | 0 | 88 |
| 17 | Accountant | 152 | 95 | 0 | 0 | 95 |
| 18 | Office Assistant | 114 | 70 | 0 | 2 | 68 |
| 19 | Procurement Associate | 38 | 8 | 0 | 0 | 8 |
| 20 | CE – WFPC | 4 | 4 | 0 | 0 | 4 |
| Total | | 967 | 523 | 50 | 6 | 567 |
| Block Project Implementation Unit (534 Blocks) | | | | | | |
| 1 | Block Project Manager | 534 | 268 | 13 | 5 | 276 |
| 2 | Area Coordinator | 1602 | 1234 | 0 | 13 | 1221 |
| 3 | Community Coordinator | 4806 | 4365 | 0 | 17 | 4348 |
| 4 | Livelihoods Specialist | 534 | 203 | 7 | 8 | 202 |
| 5 | Accountant | 534 | 63 | 0 | 0 | 63 |
| 6 | Office Assistant | 534 | 98 | 0 | 0 | 99 |
| 7 | Young Professionals | 182 | 141 | 1 | 4 | 137 |

JEEViKA Progress at a Glance –till December 2014

Table 21: Progress of JEEViKA Glance

| SOCIAL INCLUSION & INSTITUTION BUILDING | |
|--|---------------|
| No. of SHGs formed | 265957 |
| No. of Village Organizations formed | 11940 |
| No. of Cluster Level Federations formed | 177 |
| FINANCIAL INCLUSION | |
| No. of Self Help Groups having bank A/c | 168874 |
| No. of Community Institutions utilizing Project Fund | 111622 |
| No. of Community Institutions credit linked with Banks | 96491 |
| Amount of Credit Linkage (in crores) | 567 |
| SHG HHs linked with Insurance Programme | 452741 |
| LIVELIHOODS | |
| Farm sector | |
| No. of SHG HHs involved in vegetable and other agri intervention | |
| No. of PGs in agri interventions | |
| Off Farm | |
| No. of Poultry Producer Groups formed | 85 |
| No of SHG HHs linked with poultry intervention | 28794 |
| Non – Farm | |
| No. of Producer Groups formed in Non-farm activities | 271 |
| No. of SHG HHs linked with Producer Groups | 12614 |
| Jobs | |
| No. of Rural Youths trained and placed | 67142 |
| VULNERABILITY REDUCTION | |
| VOs involved in Food Security Intervention | 6032 |
| VOs involved in Health Risk Intervention | 6718 |
| No. of CHNCCs | 92 |



JEEViKA

**Bihar Rural Livelihoods Promotion Society
State Rural Livelihoods Mission**

Vidhyut Bhawan - II, Bailey Road, Patna (Bihar), Pin - 800021
Tele/Fax : +91-612-2504980/60; Website : www.brllp.in

